

AKUSTIKTHERM

For thermal active building systems (TABS)



QUICK FACTS

- Easily retrofitted in properties with thermally active building systems (TABS)
- Superior acoustic effectiveness (class A)
- Very low influence on the thermally active building system during cooling/heating
- Low installation height
- No maintenance required
- Product components can be recycled
- Integration of various components
 - Different lighting designs
 - Sprinklers
 - Smoke detectors
 - Supply / extract air elements

Acoustics

α_w : up to 1,00

Energy transfer TABS

90 - 94 %

Technical description

General

AKUSTIKTHERM is an acoustically effective and thermally conductive ceiling sail system for use in buildings with component activation (Thermo Active Building Systems, TABS). The sail transfers the energy from the concrete surface into the room and at the same time offers large sound absorption surfaces.


Whether you want to improve the acoustics in an open-plan office, event room or restaurant, AKUSTIKTHERM is the ideal solution for creating a pleasant acoustic environment and increasing the productivity and satisfaction of your employees, customers or guests.

Functions

Installation using threaded rods or cables on the concrete ceiling. The drop height is individually adjustable from 60 to 500 mm (the energy transfer via heat radiation works at any height).

The surface of the concrete ceiling is not insulated.

AKUSTIKTHERM



AKUSTIKTHERM



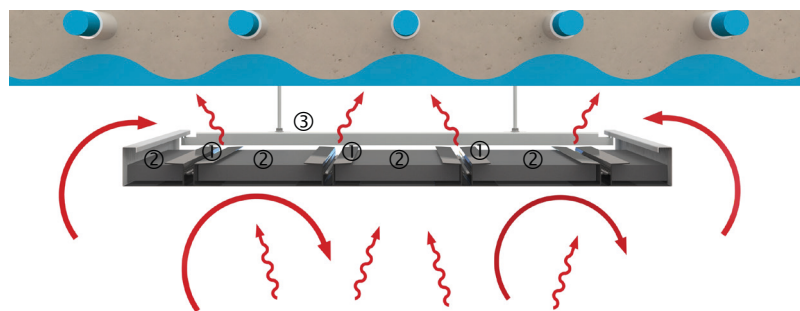
Construction

- ① Ceiling panel with acoustic fleece (glued on) and threaded rods
- ② Additional inlay mineral wool panels in PE foil
- ③ Heat exchanger

Energy transfer

The installation of AKUSTIKTHERM sails enables energy to be transferred from the activated concrete ceiling (CCT) into the room. At the same time, the room acoustics are significantly improved.

By using AKUSTIKTHERM sails, between 90 – 94 % of the cooling capacity of the concrete ceiling is transferred into the room with ceiling coverage of 40 – 60 %.

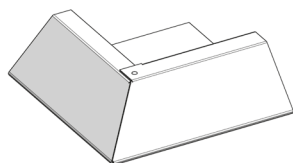


Concrete ceiling
Water pipes (CCT)

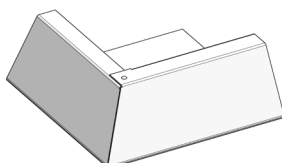
- ① Aluminium profiles for heat transfer
- ② Acoustic strips
- ③ Ceiling sails
- ~~~~~ Radiation
- ~~~~~ Convection

Design options

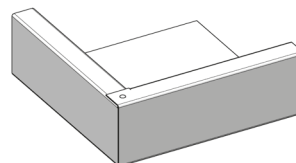
Edge moulds - Edge formations



45°-edging
Corners riveted



60°-edging
Corners riveted




90°-edging
Corners riveted

Installation with threaded rods and cables with flat cross beam



Installation with RYKO ceiling system as a sail array



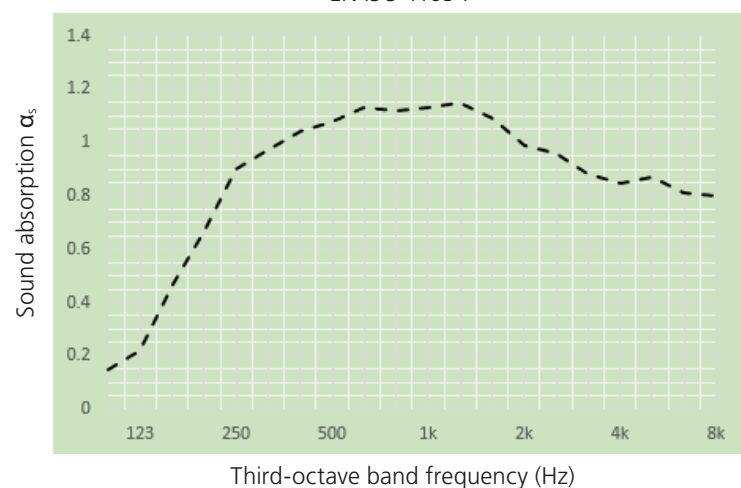
Acoustics

Initial data is presented below.

Suspension height	Suspension height 100 mm -----	Suspension height 200 mm
Material ceiling panel	Steel	Steel
Perforation	Rg 1,5 – 11 %	Rg 1,5 – 11 %
Sound absorption inlay	Fleece	Fleece
Additional inlay mineral wool (80 kg/m ³)	30 mm	30 mm
Sound absorption α_p	250: 0,90 500: 1,08 1k: 1,13 2k: 0,99 4k: 0,85	250: 0,75 500: 1,21 1k: 1,17 2k: 0,92 4k: 0,74
Sound absorption α_w	α_w : 0,95	α_w : 1,0
Sound absorption class (EN ISO 11654)	A	A

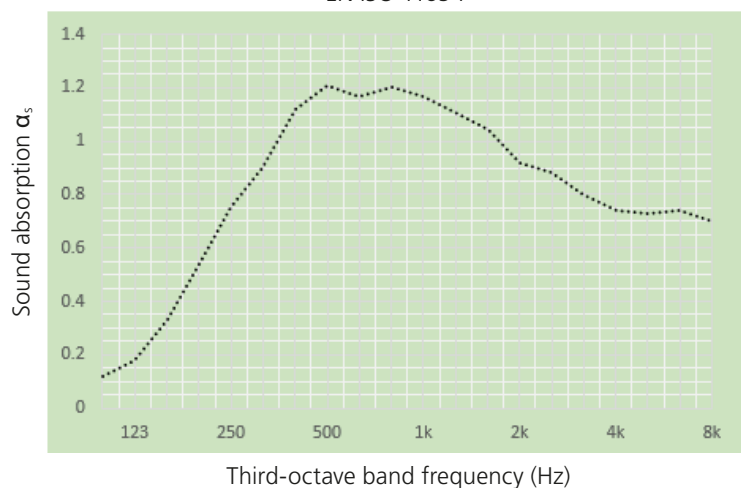
Suspension height 100 mm

EN ISO 11654



Suspension height 200 mm

EN ISO 11654



System

Ceiling system

- Sail
 - Square and rectangular panels

Installation systems

- Installation high: 60 – 500 mm
 - Hook-on system
 - Threaded rods or ropes

Materials, weight and dimensions

Materials and weight

Material	Weight (incl. activation, water)
Steel 0,70 mm	approx. 18 kg/m ²

Building material class: A2-s1, d0, EN 13501-1 (depending on the acoustic solution).

Dimensions

Panel length	Panel width	Panel height
800 – 3000 mm	400 – 1200 mm	30 – 50 mm

Special dimensions on request.

Surface

Versions

- Powder coating
- Digital printing on request

Colors

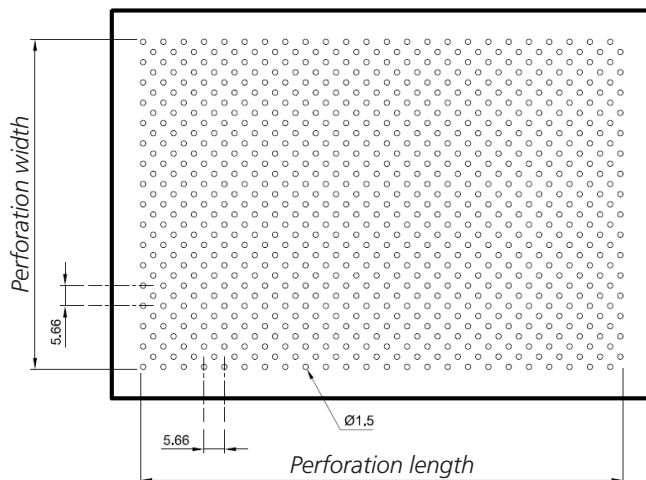
- Standard RAL 9010
- Other RAL / NCS colors on request

Perforations

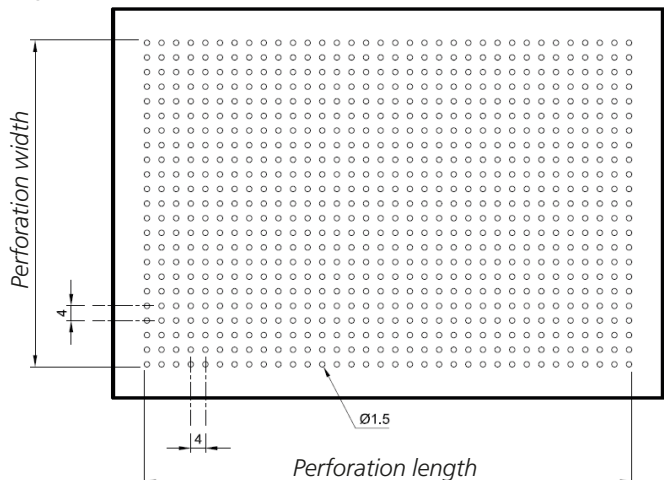
- Standard perforations
- Other perforations on request

Standard perforations:

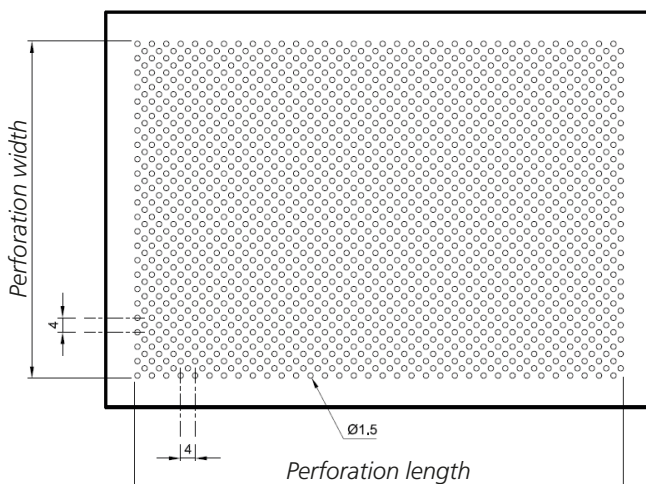
Rd 1,5 – 11 %



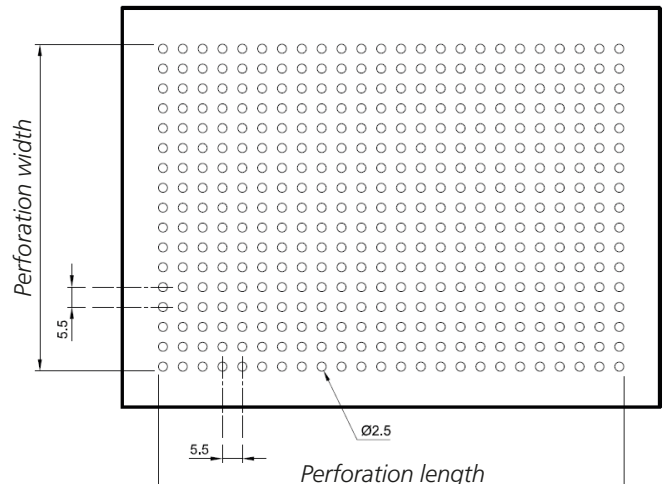
Rg 1,5 – 11 %



Rd 1,5 – 22 %



Rg 2,5 – 16 %



International

Barcol-Air Group AG

Wiesenstrasse 5
8603 Schwerzenbach
T +41 58 219 40 00
F +41 58 218 40 01
info@barcolair.com

Switzerland



Barcol-Air AG

Wiesenstrasse 5
8603 Schwerzenbach
T +41 58 219 40 00
F +41 58 218 40 01
info@barcolair.com

Barcol-Air AG

Via Bagutti 14
6900 Lugano
T +41 58 219 45 00
F +41 58 219 45 01
ticino@barcolair.com

Germany

Swegon Klimadecken GmbH

Schwarzwaldstrasse 2
64646 Heppenheim
T: +49 6252 7907-0
F: +49 6252 7907-31
vertrieb.klimadecken@swegon.de
swegon.de/klimadeckensysteme

France

Barcol-Air France SAS

Parc Saint Christophe
10, avenue de l'Entreprise
95861 Cergy-Pontoise Cedex
T +33 134 24 35 26
F +33 134 24 35 21
france@barcolair.com

Italy

Barcol-Air Italia S.r.l.

Via Leone XIII n. 14
20145 Milano
T +41 58 219 45 40
F +41 58 219 45 01
italia@barcolair.com