

SPECTRA M-S

Radiant metal ceiling sail with magnetic technology



QUICK FACTS

- Thermal comfort according to EN ISO 7730
- With EPD certification
- Very high heating & cooling capacity
- Superior sound absorption values (class A)
- Ceiling panels and activation coils are connected using magnetic technology
- Tool-free fitting and removal of the coils
- Fully recyclable by material type
- Can be combined with AQUILO, CAURUS, FAVO
- Integration of various components
 - Different lighting designs
 - Sprinklers
 - Smoke detectors
 - Supply / extract air elements

Output (water)	
Cooling	Heating
Up to 91 W/m ² (8 K), EN 14240:2004	Up to 102 W/m ² (15 K), EN 14037:2016
Acoustics	
α_w : up to 1,00	



Technical description

General

The SPECTRA M-S radiant sail is a highly efficient radiant ceiling system with superior acoustic effectiveness.

The magnetic connection of the activation coil and ceiling panel allows both components to be prefabricated concurrently and delivered separately to the construction site for assembly there.

The SPECTRA M coil is ideal for refurbishing buildings in which existing metal ceilings are to be activated at a later stage. Furthermore, the coils can be fitted and hydraulically connected independently of the ceiling panels, meaning that the cooling technology can be installed and commissioned before the surface is finished. This also enables operation of the coils in advance for construction heating.

In order to satisfy the acoustic requirements, acoustic fleece is bonded in the back of the ceiling panels. In particularly sensitive areas, additional insulation strips can be inserted at the side of the coil to increase sound absorption without reducing the cooling capacity.

The design of the SPECTRA M coil also makes it possible to separate all components by material type for subsequent feeding into a recycling process. This contributes to a sustainable circular economy even after the useful life of the product has come to an end.

Activation

Water system: The radiant ceiling is a passive system that in the case of cooling absorbs heat from the room via the ceiling surface, transfers it to the water, which is conducted in activation registers, and dissipates it, respectively emits heat in the case of heating.


The activation of the SPECTRA M radiant metal ceiling system consists of meandering copper pipes (outside diameter 12 mm), which are pressed into aluminum heat-conducting profiles. The connection between the activation register and the ceiling panel is made with magnet technology.

Functions

The SPECTRA M-S radiant metal ceiling sail is multifunctional. In addition to the thermal functions of cooling/heating, there is the possibility of further integration: acoustically effective inserts, special supply air solution (CAURUS, AQUILO, FAVO), various built-in components (e.g. smoke detectors, lighting).

Combination

- SPECTRA M-S radiant metal ceiling sail + CAURUS
- SPECTRA M-S radiant metal ceiling sail + AQUILO
- SPECTRA M-S radiant metal ceiling sail + FAVO



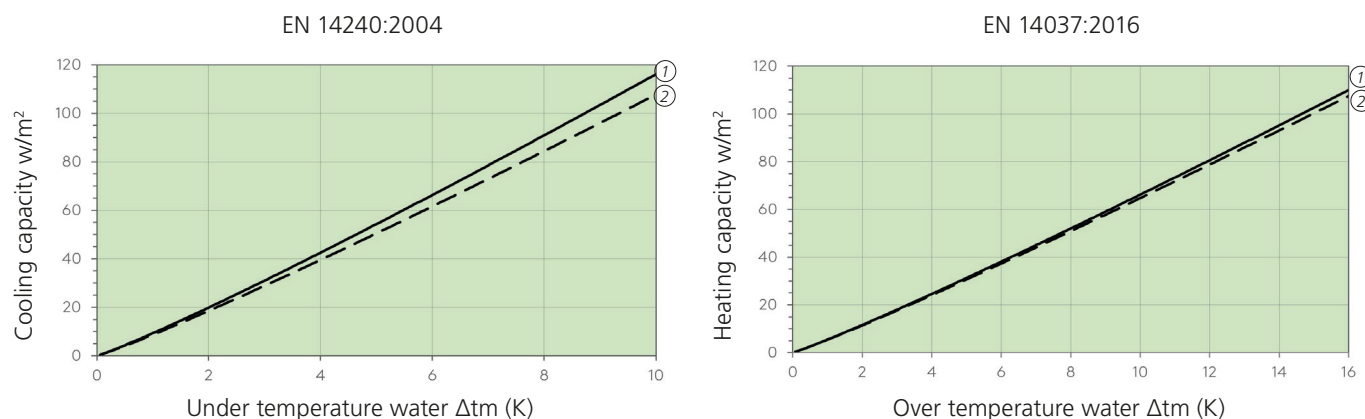
Technical data

Capacity

Initial data is presented below.

Material ceiling panel	Steel	Steel
Perforation	Rg 1,5 – 11 %	Rg 1,5 – 11 %
Distance heat conducting rails (hcr)	100 mm — ①	120 mm — ②
Acoustic inlay	Fleece	Fleece
Activation method	magnetic	magnetic

(Capacity information without project-specific performance-influencing factors.)



Version	Cooling 8 K	Cooling 10 K	Heating 15 K
① Steel 100 mm	up to 91 w/m^2	up to 116 w/m^2	up to 102 w/m^2
② Steel 120 mm	up to 84 w/m^2	up to 108 w/m^2	up to 100 w/m^2

Notice

- SN EN 14240: The cooling capacity is related to the active area according to SN EN 14240:2004. The active area is calculated according to SN EN 14240 from the number of heat-conducting rails x length of heat conducting rail x distance between heat conducting rails.
- SN EN 14037: The heating capacity is related to the active area according to SN EN 14037:2016. The active area is calculated according to SN EN 14037 from the length of the ceiling panel x the width of the ceiling panel.

Recommendations for operation

Water

- Temperature
 - Cooling 16 – 18 °C
 - Heating 28 – 37 °C
- Temperature distance Δt (VL-RL): 2 – 3 K
- Pressure drop: 20 – 25 kPa
- Water flow: 80 – 150 l/h
- Max. operating pressure up to 9 bar
- Water quality according to: SWKI BT 102-01, BTGA 3.003, VDI 2035

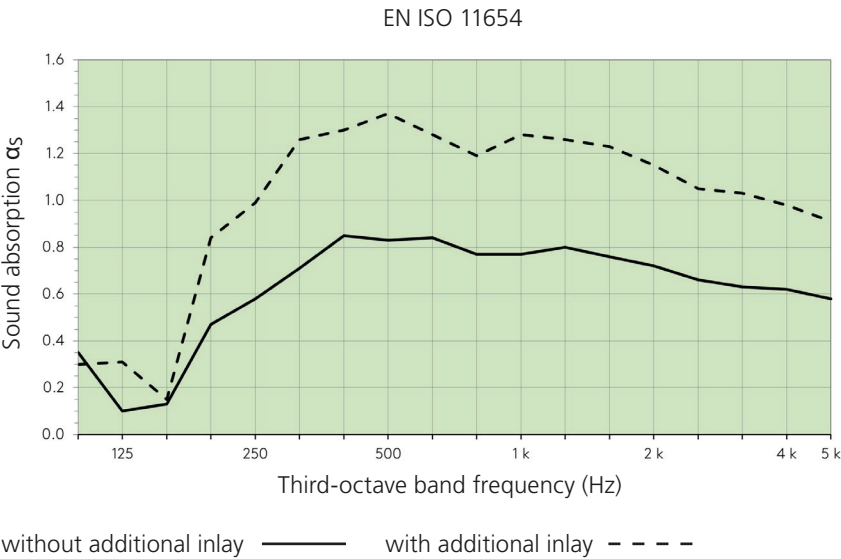
Surrounding

- Ambient temperatures: +5 – 50 °C
- Humidity: up to 90 % relative humidity

Acoustics

Initial data is presented below.

Perforation	Rg 1,5 – 11 %	Rg 1,5 – 11 %
Distance heat conducting rails (hcr)	100 mm	100 mm
Installation height	200 mm	200 mm
Acoustic inlay	Fleece	Fleece
Additional inlay (mineral wool)	without ———	with - - - -
Sound absorption α_p	250: 0,60 500: 0,85 1k: 0,80 2k: 0,70 4k: 0,60	250: 1,00 500: 1,00 1k: 1,00 2k: 1,00 4k: 0,95
Sound absorption α_w	α_w : 0,75	α_w : 1,00
Sound absorption class (EN ISO 11654)	C	A



System

Ceiling system

- Sail
 - Square and rectangular panels, single or several connected

Installation systems

- Installation height: min. 80 mm
 - Threaded rods or ropes

Materials, weight and dimensions

Materials and weight

Material	Weight (incl. activation, water)
Steel 0,70 mm	10,0 – 13,3 kg/m ²

Building material class: B-s2, d0, EN 13501-1 (depending on the acoustic solution).

Dimensions

Lenght	Width	Height
min. 800 mm	min. 400 mm	min. 30 mm
max. 3000 mm	max. 1200 mm	max. 40 mm

Surface

Versions

- Powder coating
- Digital printing on request

Colors

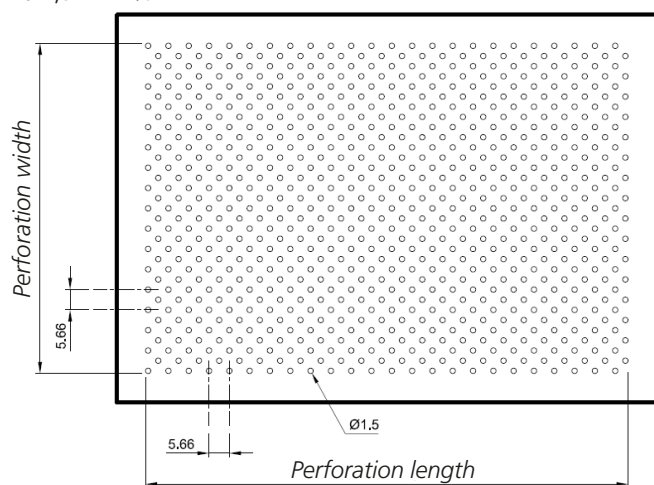
- Standard RAL 9010
- Other RAL / NCS colors on request

Perforations

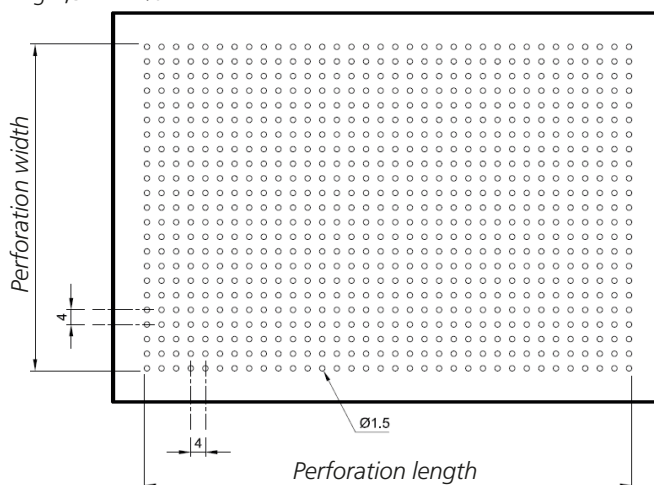
- Standard perforations
- Other perforations on request

Standard perforations:

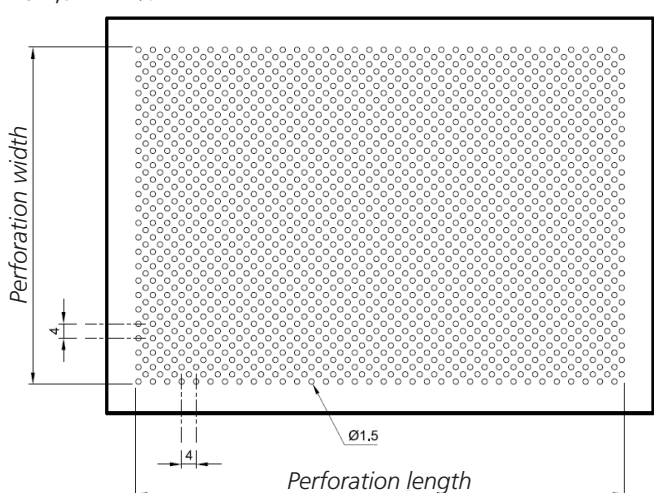
Rd 1,5 – 11 %



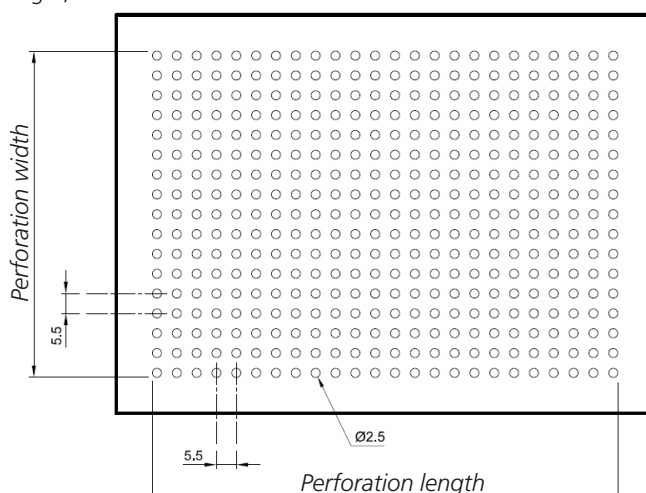
Rg 1,5 – 11 %



Rd 1,5 – 22 %



Rg 2,5 – 16 %



International

Barcol-Air Group AG

Wiesenstrasse 5
8603 Schwerzenbach
T +41 58 219 40 00
F +41 58 218 40 01
info@barcolair.com

Switzerland



Barcol-Air AG

Wiesenstrasse 5
8603 Schwerzenbach
T +41 58 219 40 00
F +41 58 218 40 01
info@barcolair.com

Barcol-Air AG

Via Bagutti 14
6900 Lugano
T +41 58 219 45 00
F +41 58 219 45 01
ticino@barcolair.com

Germany

Swegon Klimadecken GmbH

Schwarzwaldstrasse 2
64646 Heppenheim
T: +49 6252 7907-0
F: +49 6252 7907-31
vertrieb.klimadecken@swegon.de
swegon.de/klimadeckensysteme

France

Barcol-Air France SAS

Parc Saint Christophe
10, avenue de l'Entreprise
95861 Cergy-Pontoise Cedex
T +33 134 24 35 26
F +33 134 24 35 21
france@barcolair.com

Italy

Barcol-Air Italia S.r.l.

Via Leone XIII n. 14
20145 Milano
T +41 58 219 45 40
F +41 58 219 45 01
italia@barcolair.com