

METAL LINE

Radiant baffle



QUICK FACTS

- Thermal comfort according to EN ISO 7730
- Very high heating & cooling capacity
- Acoustically effective (class C)
- Quick and easy installation
- Suitable for retrofitting
- Available in various designs (colours, wood appearance, etc.)
- Integration of various components
 - Different lighting designs
 - Sprinklers
 - Smoke detectors
 - Supply / extract air elements

Output (water)	
Cooling	Heating
Up to 18 w/lm (8 K), EN 14240:2004	Up to 25 w/lm (15 K), EN 14037:2016
Acoustics	
αw: up to 0,75	

Technical description

General

The METAL LINE radiant baffles are an efficient radiant ceiling system with good sound absorption properties. The vertical arrangement results in a comparatively high proportion of surface area with thermally and acoustically effective metal baffles.

Furthermore, the quick and easy installation means retrofitting in existing buildings is straightforward and does not affect ongoing use. The METAL LINE radiant fins therefore offer an efficient, flexible and aesthetically pleasing solution for a pleasant room climate and an improved room acoustic concept.

In order to satisfy the acoustic requirements, acoustic fleece is bonded inside the radiant fins. An additional insulation insert can be provided in order to increase sound absorption in particularly sensitive areas.



Activation

Water system: The METAL LINE radiant baffle is a passive system that absorbs room heat through the ceiling surface and transfers it to water in activation registers or, when heating is required, emit heat.

The high capacity fins are activated by means of copper tube coils (outside diameter 12 mm) that are press-fitted into the baffles.

Functions

The METAL LINE radiant baffle system is multifunctional. In addition to their thermal function – cooling and heating – they can be fitted with additional features, such as acoustic elements, smoke detectors and lighting.



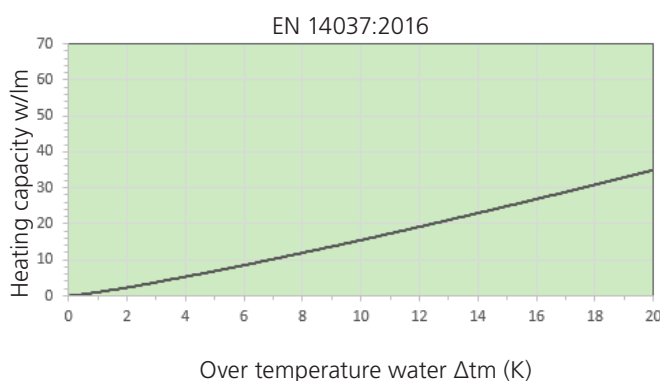
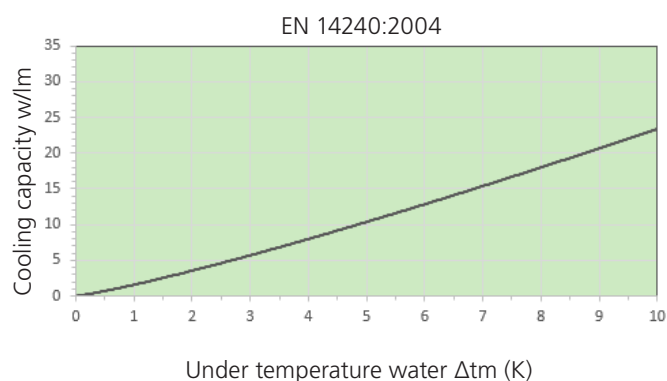
Technical data

Capacity

Initial data is presented below.

Material baffle	Steel
Baffle height	200 - 400 mm
Baffle spacing	200 mm
Occupancy rate	45 %
Activation method	on fleece

(Capacity information without project-specific performance-influencing factors.)



Version	Cooling 8 K	Cooling 10 K	Heating 15 K
Steel 100 mm	up to 18 W/lm	up to 24 W/lm	up to 25 W/lm

Notice

- SN EN 14240: The cooling capacity is related to the active area according to SN EN 14240:2004. The active area is calculated according to SN EN 14240 from the number of heat-conducting rails x length of heat conducting rail x distance between heat conducting rails.
- SN EN 14037: The heating capacity is related to the active area according to SN EN 14037:2016. The active area is calculated according to SN EN 14037 from the length of the ceiling panel x the width of the ceiling panel.

Output adjustment

Output adjustment, property-specific parameters

Parameters	Cooling mode	Heating mode
Warm / cold facade (36 °C)	8 %	5 %
Asymmetric loads	3 %	3 %

Calculation factors for other measurements / other activation procedure

Parameters	Calculation factors
Baffle distance 400 instead of 200 mm	+ 4 %
Activation on metal instead of fleece	+ 4 %

Recommendations for operation

Water

- Temperature
 - Cooling: 16 – 18 °C
 - Heating: 28 – 37 °C
- Temperature distance Δt (flow - return): 2 – 3 K
- Pressure drop: 20 – 25 kPa
- Water flow rate: 80 – 150 l/h
- Max. operating pressure: 10 bar
- Water quality according to: SWKI BT 102-01, BTGA 3.003, VDI 2035

Environment

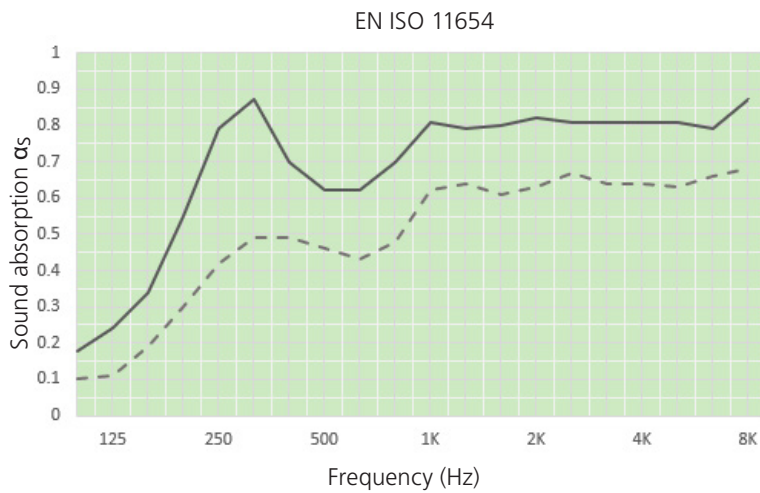
- Ambient temperatures: +5 – 50 °C
- Humidity: up to 90 %

METAL LINE

Acoustics

Baseline data, example:

Perforation	Rg. 1,5 – 11 %	Rg. 1,5 – 11 %
Baffle distance	100 mm ———	200 mm - - - - -
Occupancy rate	45 %	45 %
Sound absorption inlay	fleece	fleece
Additional inlay (mineral wool)	with	with
Sound absorption α_p	250: 0,79 500: 0,62 1k: 0,81 2k: 0,82 4k: 0,81	250: 0,42 500: 0,46 1k: 0,62 2k: 0,63 4k: 0,64
Sound absorption α_w	α_w : 0,75	α_w : 0,55



System

Ceiling system

- Baffle ceiling
 - Baffle: steel, perforated
 - Substructure: edged steel profile with suspension

Installation systems

- Installation height:
 - Construction height min. 260 mm + mounting height 50 mm
- Hook-in profile with fixed points
- Baffle movable
- Baffle can be pivoted down (optional)

Materials, weight and dimensions

Materials and weight

Material	Weight (incl. activation, water)
Steel 0,70 mm	4,0 kg/lm

Building material class: A2-s1, d0, EN 13501-1 (depending on the acoustic solution).

Dimensions

Length	Width	Height
500 - 2500 mm	30 / 40 mm	200 - 400 mm

Special dimensions on request.

Surface

Finishes

- Powder coated
- Digital printing on request

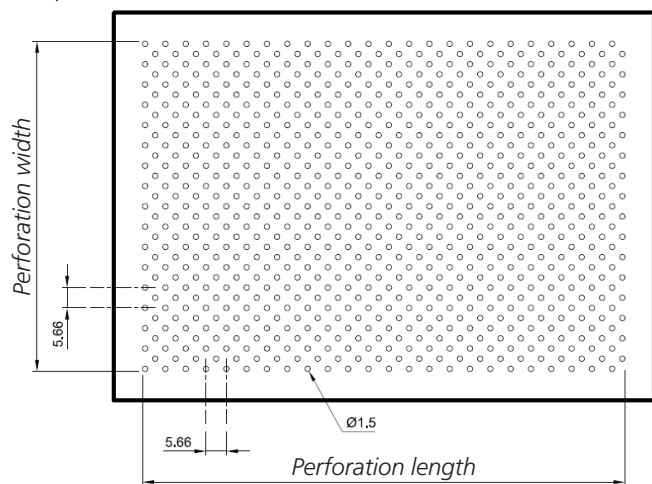
Colours

- Standard: RAL 9010
- Other RAL / NCS colors on request

Perforations

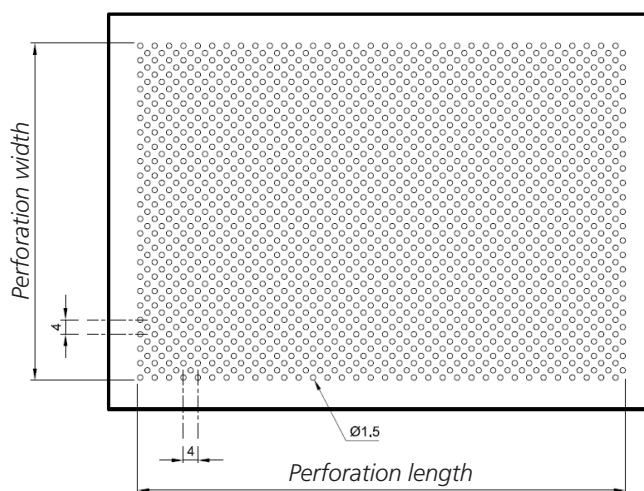
- Rg. 1,5 - 11 %, Rg. 1,5 - 22 %
- Other perforations on request

Rd 1,5 – 11 %



Standard perforations:

Rd 1,5 – 22 %



International

Barcol-Air Group AG

Wiesenstrasse 5
8603 Schwerzenbach
T +41 58 219 40 00
F +41 58 218 40 01
info@barcolair.com

Switzerland



Barcol-Air AG

Wiesenstrasse 5
8603 Schwerzenbach
T +41 58 219 40 00
F +41 58 218 40 01
info@barcolair.com

Barcol-Air AG

Via Bagutti 14
6900 Lugano
T +41 58 219 45 00
F +41 58 219 45 01
ticino@barcolair.com

Germany

Swegon Klimadecken GmbH

Schwarzwaldstrasse 2
64646 Heppenheim
T: +49 6252 7907-0
F: +49 6252 7907-31
klimadecken@swegon.de
swegon.de/klimadecken

France

Barcol-Air France SAS

Parc Saint Christophe
10, avenue de l'Entreprise
95861 Cergy-Pontoise Cedex
T +33 134 24 35 26
F +33 134 24 35 21
france@barcolair.com

Italy

Barcol-Air Italia S.r.l.

Via Leone XIII n. 14
20145 Milano
T +41 58 219 45 40
F +41 58 219 45 01
italia@barcolair.com